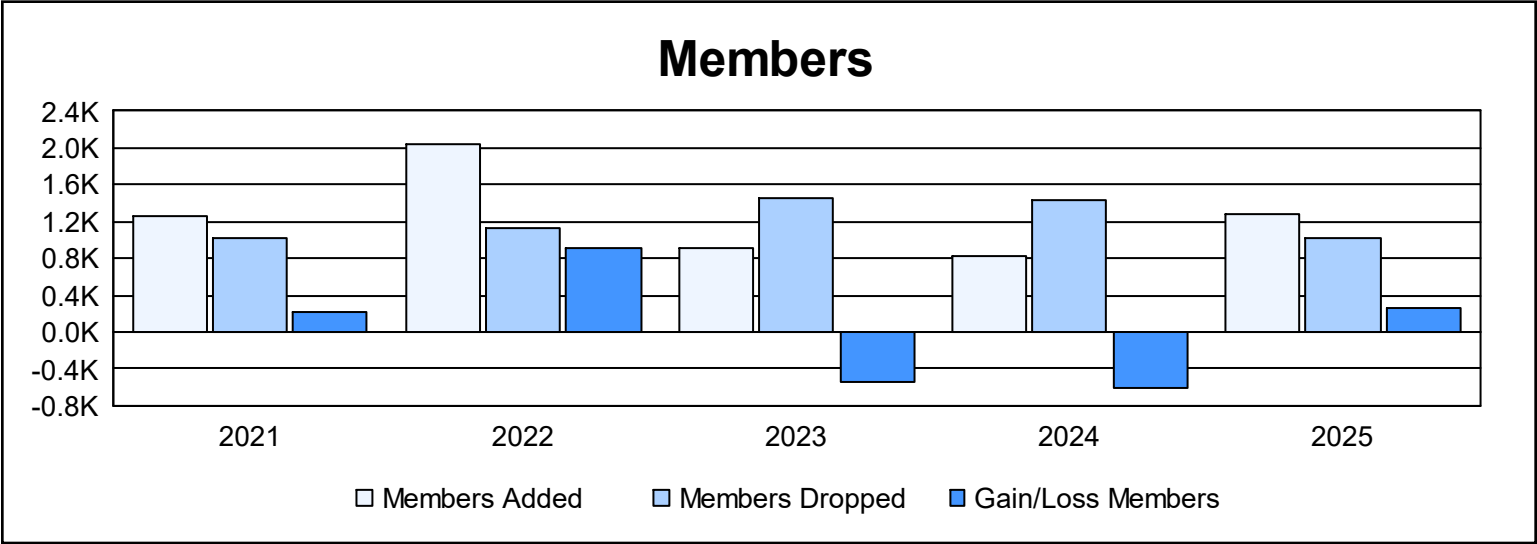
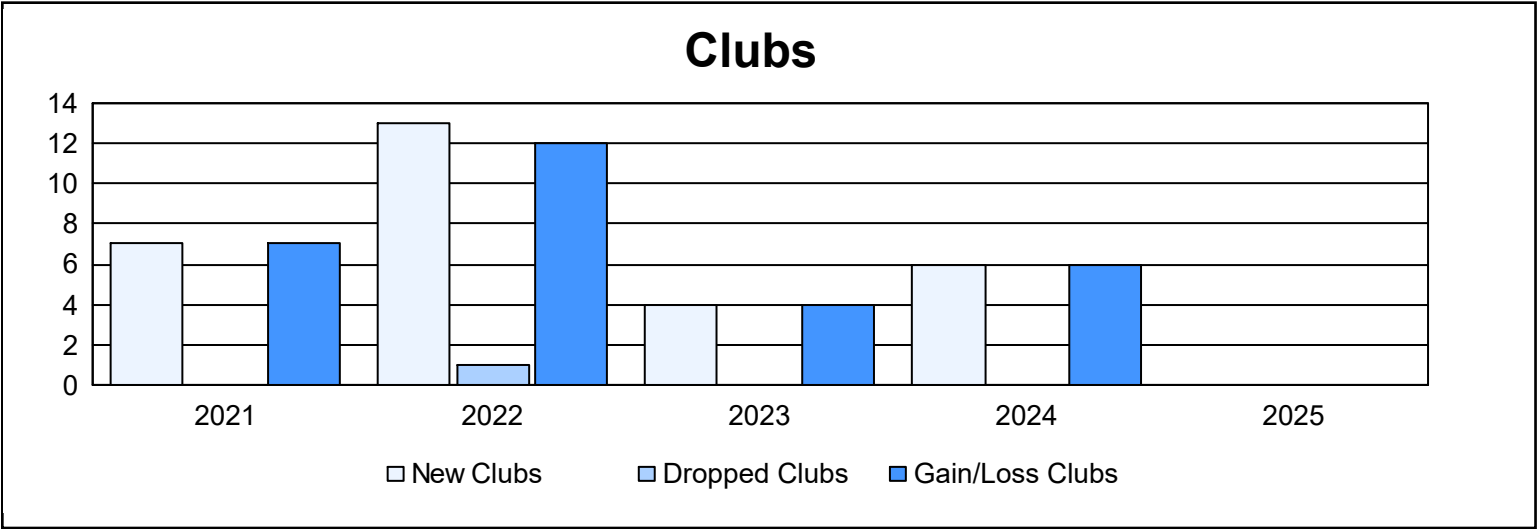
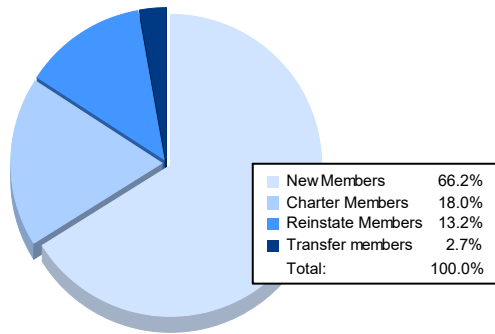


| Year      | New Clubs | Dropped Clubs | Gain/ Loss Clubs | New Members | Charter Members | Reinstate Members | Transfer Members | Total Member Added | Total Members Dropped | Gain/ Loss Members |
|-----------|-----------|---------------|------------------|-------------|-----------------|-------------------|------------------|--------------------|-----------------------|--------------------|
| 2020-2021 | 7         | 0             | 7                | 958         | 214             | 47                | 33               | 1,252              | 1,029                 | 223                |
| 2021-2022 | 13        | 1             | 12               | 1,476       | 431             | 98                | 29               | 2,034              | 1,119                 | 915                |
| 2022-2023 | 4         | 0             | 4                | 667         | 124             | 83                | 40               | 914                | 1,458                 | -544               |
| 2023-2024 | 6         | 0             | 6                | 509         | 167             | 132               | 17               | 825                | 1,435                 | -610               |
| 2024-2025 |           |               |                  | 849         | 231             | 169               | 34               | 1,283              | 1,029                 | 254                |
| Average   | 8         | 0             | 7                | 892         | 233             | 106               | 31               | 1,262              | 1,214                 | 48                 |



### Membership Composition June 2025 Cumulative



### Gender Composition June 2025 Cumulative

